

Census 2021

St Michael's Ward Profile

For further information, please visit

www.knowsleyknowledge.org.uk

Census 2021

St Michael's Ward Profile

Contents:

1. Population Growth in Knowsley
2. Diversity In Knowsley
3. Housing in Knowsley
4. Knowsley Offer in Huyton
4. St Michael's Overview
5. St Michael's Population
6. Who Lives in St Michael's?

Census 2021

Population Growth in Knowsley

155,000
people living in Knowsley

6% increase in Knowsley's
population since 2011

Largest proportional growth
in the Liverpool City Region



Census 2021

Diversity in Knowsley

95.29%


Knowsley's
population are from
White ethnic groups

4.71%

Knowsley's population are
from Asian, Black, Mixed or
other ethnic groups

Since 2011
Increase of 4%
+5,376 people

Since 2011
Increase of 81%
+3,249 people



Census 2021

Diversity in Knowsley

This is the **1st time**
questions on Sexual
Orientation and Gender
Identity have been included
in the Census



Census 2021

Diversity in Knowsley



1.5%
of 16+ residents
identified as **Gay or
Lesbian**



0.1%
of residents
identified as
Pansexual



0.7%
of residents
identified as
Bisexual



64
residents
identified as
Trans Women

86
residents
identified as
Trans Men

In the North West, cities like Liverpool and Manchester have higher populations of residents who identify as Gay or Lesbian

Nationally, 0.1% of the 16+ population identify as being Trans Women and 0.1% of the population identify as being Trans Men



of Knowsley residents aged 16 or over identify as Straight or Heterosexual



More than the North West (90.1%) and England (89.4%) averages


Census 2021

Housing in Knowsley

The number of households in Knowsley has increased by 7.7%, to 66,073 households, an increase of 4,750 households since 2011



43% semi-detached



32% terraced



15% detached



9% flat (or tenement)

Census 2021

Housing in Knowsley

The number of households in Knowsley has increased by 7.7%, to 66,073 households, an increase of 4,750 households since 2011

3 in 5

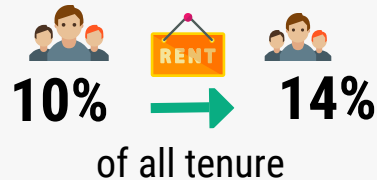


households **own** their property (60%)

Similar to the North-West (62%) and England (61%) averages

Private Rented

accommodation saw the **biggest increase** since 2011



Lower than the North West (19%) and England (21%) averages

Census 2021

Health in Knowsley

76.3% of Knowsley residents describe health as good or very good

9% of Knowsley residents describe health as bad or very bad



Knowsley has the 4th highest proportion of residents who provide **unpaid care** in England

While most adults live happy and healthy lives throughout the Borough, there is a higher proportion of adults that live longer in poor health and with chronic illness and die prematurely. Working age adults in Knowsley are more likely to experience social and economic inequalities compared to the England average, this put adults in Knowsley at greater risk of health inequalities and poor health.



Census 202

Qualifications in Knowsley

23.7% of adults in Knowsley have a Level 4 qualification - compared to 15.5% in 2011

Increase is greater than LCR which increased by 7% & national levels which increased by 6.6%



Knowsley and the Liverpool City Region LCR have a greater share of residents with no qualifications than average, but this gap is shrinking.

In Knowsley, 26% of adults have no formal qualifications, this is the 6th highest nationally.

Level 4+ qualifications and above: degree (BA, BSc), higher degree (MA, PhD, PGCE), NVQ level 4 to 5, HNC, HND, RSA Higher Diploma, BTEC Higher level, professional qualifications (for example, teaching, nursing, accountancy)



Residents in Huyton

During August and September 2022, residents from across Huyton told us that:

- Their main priorities for the next 5-years is to improve their mental and physical health.
- Local events were highly praised for bringing communities together, post-COVID.
- They are proud to live in Huyton, especially in a community that 'looks out for each other' and 'knows their neighbours well' with many multi-generational families living within the community.
- They take pride in their family homes, parks and green spaces.
- Family, youth, community centres, groups and events were raised as an important part of the community
- Young people have limitless aspirations, with ambitions from young people including becoming the next Prime Minister, a dancer, international photographer, teacher.

St Michael's: Census 2021

POPULATION



St Michael's has a population of 9,366

- Second smallest Ward by population.
- Population size has increased slightly since 2016 (by 1.3%).

DIVERSITY



95.0% of St Michael's residents were born in the UK

- High proportion of Christians living in St Michael's (66.1%).
- Ethnic diversity has increased.
- Poland is the second most common country of birth, after England.


HEALTH & DISABILITY



73.87% of residents have good or very good health

- 1 in 4 adults describe themselves as being disabled.
- Third lowest life expectancy for men in the borough - 74.5 years (79.5 years nationally).

HOUSEHOLDS



4,000 Households in St Michael's

- Lowest proportion of two-person households in Knowsley.
- 35.5% of households are social-rented. Fourth highest proportion.
- House prices have increased by an average of 60% since 2011.

QUALIFICATIONS & WORK



One in five adults have at least a Level 4 qualification

- 69% are economically active and 31% are economically inactive.
- Third highest for both proportion of residents economically inactive due to long-term sick or disabled and because they were a student.

About St Michael's

This document provides an overview of St Michael's population mainly using the 2021 Census.

St Michael's population has remained relatively stable since changes to Knowsley's Ward boundaries in 2016, but like much of Knowsley we can see changes in the population with more diversity and more families and younger people living in St Michael's.

Key challenges in St Michael's are around poverty, qualifications and health:

- St Michael's is among the 20% most deprived wards nationally on the indices of multiple deprivation from 2019.
- 34.8% of children in St Michael's experience child poverty (17.1% nationally), and 35.2% of older people experience poverty (14.2% nationally)
- Life expectancy for women is 79.4 years (83.2 nationally) and for men life expectancy is 74.5 years (79.5 nationally).

St Michael's: Census 2021



- St Michael's
- Population
- National Identity
- Religion
- Ethnicity
- Health
- Households
- Qualifications
- Work


9,366 people live in the St Michael's Ward

- Since Ward boundary changes in 2016, the total size of St Michael's population has increased slightly (estimated at 9,247 in 2016).
- St Michael's is the second smallest Ward by population, after Whiston and Cronton.
- The proportions of young people, working age people and those aged 65 and older living in St Michael's is typical of Knowsley overall.




24.2%

of residents are aged 0
to 19 years old



58.5%

of residents are aged 20
-64 years old



17.4%

of residents are aged
65+ years old

St Michael's: Country of Birth



- St Michael's
- Population
- National Identity
- Religion
- Ethnicity
- Health
- Households
- Qualifications
- Work



- 95.0% of St Michael's population were born in the UK.
- 2.6% were born elsewhere but have lived in the UK for 10 years or more.
- 0.5% of the population have lived in the UK for less than 2 years.


Top Countries of Birth among St Michael's residents:



England



Sri Lanka



Poland



Brazil



Britain*



China



India



Ireland

* Wales, Scotland and Northern Ireland have been grouped together

St Michael's: Religions




- St Michael's
- Population
- National Identity
- Religion
- Ethnicity
- Health
- Households
- Qualifications
- Work



66.1% of St Michael's population identify as being Christian - slightly more than the Knowsley overall 66%. Knowsley has the highest proportion of people who identify as Christian in England & Wales.



26.5% of St Michael's population identify as having no religion. This group of people has increased the most since 2011 across Knowsley.



The second most followed religion in St Michael's is Islam, with 0.8% of the population identifying as Muslim. Followed by Hinduism, with 0.5% of the population identifying as Hindu.

5.8% of people did not provide an answer to this Census question

St Michael's: Ethnicity




Since 2011, there has been an increase of 81% in the number of Knowsley residents from Asian, Black, Mixed or other ethnic groups

In St Michael's:

- 95.2% of residents are from White ethnic groups
- 2.0% are from Asian, Asian British or Asian Welsh Backgrounds
- 1.6% are from Mixed or Multiple ethnic groups
- 0.6% are from Black, Black British, Black Welsh, Caribbean or African ethnic groups
- 0.6% are from Other ethnic groups.

- St Michael's
- Population
- National Identity
- Religion
- Ethnicity
- Health
- Households
- Qualifications
- Work



Health & Disability



- St Michael's
- Population
- National Identity
- Religion
- Ethnicity
- Health
- Households
- Qualifications
- Work

73.87%

of St Michael's residents describe their health as good or very good

10.46%

of St Michael's residents describe their health as bad or very bad

25.71%

of St Michael's residents describe themselves as being disabled

1,001

St Michael's residents provide unpaid care, with 407 residents stating that they provide 50+ hours per week of unpaid care.

Health & Disability




- St Michael's
- Population
- National Identity
- Religion
- Ethnicity
- Health
- Households
- Qualifications
- Work



Life Expectancy in St Michael's

79.4 years for women (83.2 years nationally)

74.5 years for men (79.5 years nationally)



Overall, a slightly higher proportion of residents in St Michael's describe their health as being bad or very bad, compared to the national averages.

Health data shows us that there is a similar prevalence of all cancers (however a higher prevalence of lung cancer). Instances of both heart disease and respiratory diseases are higher than the national average.

St Michael's: Households




- St Michael's
- Population
- National Identity
- Religion
- Ethnicity
- Health
- Households
- Qualifications
- Work

4,000 households in St Michael's



35.1% are one-person households



18.9% are three-person households



27.2% are two-person households



12.0% are four-person households

6.8% are five+ person households

St Michael's: Households



4,000 households in St Michael's



51.5% are owned outright or with a mortgage



11.8% are privately rented



35.5% are social rented

- St Michael's
- Population
- National Identity
- Religion
- Ethnicity
- Health
- Households
- Qualifications
- Work

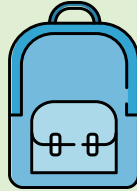
St Michael's has significantly more homes that are social rented compared to national levels, (17%) and less homes that are owned than national levels (62.5%).

The Median price of homes in St Michael's has increased from £90,000 in 2011 to £144,500 in 2021 (60.56% increase). The cost of homes in St Michael's have risen more quickly than many other parts of Knowsley.



St Michael's: Qualifications

- St Michael's
- Population
- National Identity
- Religion
- Ethnicity
- Health
- Households
- Qualifications
- Work



30.5% of St Michael's residents have no qualifications



10.9% have Level 1 qualifications

13.7% have Level 2 qualifications

15.8% have Level 3 qualifications



21.4% have level 4 qualifications or above

Nationally, Level 4 qualifications are the most common with 33.8% of residents. The second most common category was no qualifications with 18.2%.

St Michael's: Work



- St Michael's
- Population
- National Identity
- Religion
- Ethnicity
- Health
- Households
- Qualifications
- Work

69% Economically Active

of whom 5.5% are unemployed



31% Economically Inactive

Nationally, 75.4% of the population are economically active

of whom 4.4% are unemployed

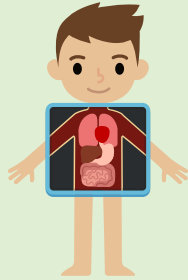
24.6% are economically inactive



Based on those aged 16 to 64 years

St Michael's: Work

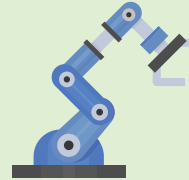
Top 5 Industries for St Michael's Residents



788 residents work in human health & social work activities



686 residents work in wholesale & retail trade



274 residents work in manufacturing



357 residents work in construction



291 residents work in education



- St Michael's
- Population
- National Identity
- Religion
- Ethnicity
- Health
- Households
- Qualifications
- Work

St Michael's: Work

1,823 (31%) of residents are economically inactive

Top 4 reasons for being economically inactive:



2.2% are retired



11% are long-term sick or disabled



5.8% are students



7.2% looking after family or home

Based on those aged 16 to 64 years



- St Michael's
- Population
- National Identity
- Religion
- Ethnicity
- Health
- Households
- Qualifications
- Work

For more information on Knowsley please visit
Knowsley Knowledge website

