

Census 2021

Roby Ward Profile

For further information, please visit

www.knowsleyknowledge.org.uk

Census 2021

Roby Ward Profile

Contents:

1. Population Growth in Knowsley
2. Diversity In Knowsley
3. Housing in Knowsley
4. Knowsley Offer in Huyton
5. Roby Overview
6. Roby Population
7. Who Lives in Roby?

Census 2021

Population Growth in Knowsley

155,000
people living in Knowsley

6% increase in Knowsley's
population since 2011

Largest proportional growth
in the Liverpool City Region



Census 2021

Diversity in Knowsley

95.29%


Knowsley's
population are from
White ethnic groups

4.71%

Knowsley's population are
from Asian, Black, Mixed or
other ethnic groups

Since 2011
Increase of 4%
+5,376 people

Since 2011
Increase of 81%
+3,249 people



Census 2021

Diversity in Knowsley

This is the **1st time**
questions on Sexual
Orientation and Gender
Identity have been included
in the Census



Census 2021

Diversity in Knowsley



1.5%
of 16+ residents
identified as **Gay or
Lesbian**



0.1%
of residents
identified as
Pansexual



0.7%
of residents
identified as
Bisexual

64
residents
identified as
Trans Women



86
residents
identified as
Trans Men

In the North West, cities like Liverpool and Manchester have higher populations of residents who identify as Gay or Lesbian

Nationally, 0.1% of the 16+ population identify as being Trans Women and 0.1% of the population identify as being Trans Men



of Knowsley residents aged 16 or over identify as Straight or Heterosexual



More than the North West (90.1%) and England (89.4%) averages


Census 2021

Housing in Knowsley

The number of households in Knowsley has increased by 7.7%, to 66,073 households, an increase of 4,750 households since 2011



43% semi-detached



32% terraced



15% detached



9% flat (or tenement)

Census 2021

Housing in Knowsley

The number of households in Knowsley has increased by 7.7%, to 66,073 households, an increase of 4,750 households since 2011

3 in 5

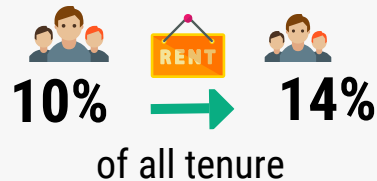


households **own** their property (60%)

Similar to the North-West (62%) and England (61%) averages

Private Rented

accommodation saw the **biggest increase** since 2011



Lower than the North West (19%) and England (21%) averages

Census 2021

Health in Knowsley

76.3% of Knowsley residents describe health as good or very good

9% of Knowsley residents describe health as bad or very bad



Knowsley has the 4th highest proportion of residents who provide **unpaid care** in England

While most adults live happy and healthy lives throughout the Borough, there is a higher proportion of adults that live longer in poor health and with chronic illness and die prematurely. Working age adults in Knowsley are more likely to experience social and economic inequalities compared to the England average, this puts adults in Knowsley at greater risk of health inequalities and poor health.




Census 2021

Qualifications in Knowsley

23.7% of adults in Knowsley have a Level 4 qualification - compared to 15.5% in 2011



Increase is greater than LCR which increased by 7% & national levels which increased by 6.6%



Knowsley and the Liverpool City Region LCR have a greater share of residents with no qualifications than average, but this gap is shrinking.

In Knowsley, 26% of adults have no formal qualifications, this is the 6th highest nationally.

Level 4+ qualifications and above: degree (BA, BSc), higher degree (MA, PhD, PGCE), NVQ level 4 to 5, HNC, HND, RSA Higher Diploma, BTEC Higher level, professional qualifications (for example, teaching, nursing, accountancy)

Residents in Huyton

During August and September 2022, residents from across Huyton told us that:

- Their main priorities for the next 5-years is to improve their mental and physical health.
- Local events were highly praised for bringing communities together, post-COVID.
- They are proud to live in Huyton, especially in a community that 'looks out for each other' and 'knows their neighbours well' with many multi-generational families living within the community.
- They take pride in their family homes, parks and green spaces.
- Family, youth, community centres, groups and events were raised as an important part of the community
- Young people have limitless aspirations, with ambitions from young people including becoming the next Prime Minister, a dancer, international photographer, teacher.

Roby: Census 2021

POPULATION



Roby has a population of 9,584

- Population size has increased by 8.6% since 2016.
- Almost 1 in 4 residents aged over 65 years (23.3%).
- Lowest proportion of those under 16 years.

DIVERSITY



97% of Roby residents were born in the UK

- Highest proportion of Christians living in Roby.
- Lowest proportion of residents who are not religious.

HEALTH & DISABILITY



81.08% of residents have good or very good health

- Higher proportions of residents who describe their health as either good or very good, compared to Knowsley and England averages.
- Highest male life expectancy in Knowsley, just above the England average.

HOUSEHOLDS



3,918 Households in Roby

- Highest proportion of single family households: with all members aged 66 years.
- Highest home ownership in Knowsley.

QUALIFICATIONS & WORK



One in three adults have at least a Level 4 qualification

- 80% economically active. Second highest in Knowsley, higher than the England average.
- 20% are economically inactive.
- Joint highest proportion of retired people under 65 years.

About Roby

This document provides an overview of Roby's population mainly using the 2021 Census.

Roby's population has increased by 8.6% (almost 800 residents) since changes to Knowsley's Ward boundaries in 2016.

Roby is less ethnically diverse, and has an older age structure compared to many other wards in Knowsley. It has the highest proportion of retired residents at 22.4%.

Residents are more likely to own their own home and median house prices are one of the highest in the borough.

A key priority for services in Roby is supporting residents to 'age well' and maintain their independence.

- Roby is among least deprived 40% deprived wards nationally based on the indices of multiple deprivation from 2019.
- 8% of children in Roby experience child poverty (17.1% nationally), and 12.7% of older people experience poverty (14.2% nationally).
- Life expectancy for women is 81.5 years (83.2 nationally) and for men life expectancy is 79.8 years (79.5 nationally).

Roby: Census 2021

9,584 people live in the Roby Ward


- Since Ward boundary changes in 2016, the total size of Roby's population has increased by 8.6%. The population was estimated at 8,825 in 2016.
- Roby is the fifth smallest Ward by population.
- Roby has a typically older population.
- Roby has the highest proportion of residents aged 65 and over, accounting for 8.5% of the total 65 and over population in Knowsley.
- This ward also has the lowest proportion of 0-19 year olds.

- Roby
- Population
- National Identity
- Religion
- Ethnicity
- Health
- Households
- Qualifications
- Work



19.6%

of residents are aged 0
to 19 years old



57.1%

of residents are aged 20
-64 years old



23.2%

of residents are aged
65+ years old

Roby: Country of Birth



- Roby
- Population
- National Identity
- Religion
- Ethnicity
- Health
- Households
- Qualifications
- Work



- 97.0% of Roby's population were born in the UK - the highest proportion in the borough.
- 1.7% were born elsewhere but have lived in the UK for 10 years or more.
- 0.2% of the population have lived in the UK for less than 2-years.

Top Countries of Birth among Roby residents:



England




Britain*



Ireland



India



Poland



Germany



China




Sri Lanka

* Wales, Scotland and Northern Ireland have been grouped together

Roby: Religions




- Roby
- Population
- National Identity
- Religion
- Ethnicity
- Health
- Households
- Qualifications
- Work



74.1% of Roby's population identify as being Christian - this is the highest proportion in the borough, and higher than the Knowsley overall (66%). Knowsley has the highest proportion of people who identify as Christian in England & Wales.



20.1% of Roby's population identify as having no religion. This is the lowest proportion in the borough. This group of people has increased the most since 2011 across Knowsley.



0.4% of Roby's population identify as being Muslim - this translates to 37 people, the smallest number of people reporting to follow Islam out of all the wards in the borough.

4.8% of people did not provide an answer to this Census question

Roby: Ethnicity



Since 2011, there has been an increase of 81% in the number of Knowsley residents from Asian, Black, Mixed or other ethnic groups

In Roby:

- 96.1% of residents are from White ethnic groups - one of the highest proportions in the borough.
- 1.4% are from Asian, Asian British or Asian Welsh Backgrounds
- 1.9% are from Mixed or Multiple ethnic groups
- 0.3% are from Black, Black British, Black Welsh, Caribbean or African ethnic groups
- 0.4% are from Other ethnic groups.

- Roby
- Population
- National Identity
- Religion
- Ethnicity
- Health
- Households
- Qualifications
- Work



Health & Disability



- Roby
- Population
- National Identity
- Religion
- Ethnicity
- Health
- Households
- Qualifications
- Work

81.08%

of Roby residents describe their health as good or very good. Joint second highest in the borough with Shevington, and higher than the national average.

6.03%

of Roby residents describe their health as bad or very bad. Second lowest in the borough.

19.40%

of Roby residents describe themselves as being disabled.


1,052

of Roby residents provide unpaid care, with 328 residents stating that they provide 50+ hours per week of unpaid care.

Health & Disability




- Roby
- Population
- National Identity
- Religion
- Ethnicity
- Health
- Households
- Qualifications
- Work



Life Expectancy in Roby

81.5 years for women (83.2 years nationally)

79.8 years for men (79.5 years nationally)



Overall, slightly more residents in Roby describe their health as being bad or very bad compared to the national averages. This is likely due to Roby's aging population experiencing worse health outcomes.

Health data shows us that there a similar prevalence of all cancers and respiratory disease. However, a higher prevalence of respiratory diseases.

Roby: Households

3,918 households in Roby



25.2% are one-person households



18.1% are three-person households



36.6% are two-person households



14.7% are four-person households

5.4% are five+ person households

- Roby
- Population
- National Identity
- Religion
- Ethnicity
- Health
- Households
- Qualifications
- Work




Roby: Households

3,918 households in Roby



86.2% are owned outright or with a mortgage



7.5% are privately rented



5.4% are social rented

Home ownership is highest in Roby. It is also significantly higher than the national average (62.5%). With home ownership being so popular, other tenure is not as common as is nationally or as elsewhere in the borough, particularly social housing.

The Median price of homes in Roby has increased from £146,500 in 2011 to £255,000 in 2021. This is a 74.04% increase, one of the fastest rates of increase in the borough. House prices typically continue to be the most expensive in this area.

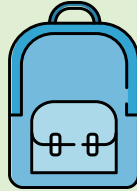


- Roby
- Population
- National Identity
- Religion
- Ethnicity
- Health
- Households
- Qualifications
- Work

Roby: Qualifications



- Roby
- Population
- National Identity
- Religion
- Ethnicity
- Health
- Households
- Qualifications
- Work



18.8% of Roby residents have no qualifications
Lowest in Knowsley



8.9% have Level 1 qualifications
13.2% have Level 2 qualifications
18.1% have Level 3 qualifications



32.6% have level 4 qualifications or above
Highest in Knowsley

Nationally, Level 4 qualifications are the most common with 33.8% of residents. The second most common category was no qualifications with 18.2%.

Roby: Work

80% Economically
Active

of whom 2.7% are unemployed



Nationally, 75.4% of the
population are
economically active

of whom 4.4% are
unemployed

24.6% are economically
inactive

20% Economically
Inactive



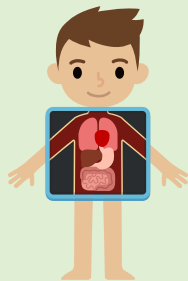
Based on those aged 16 to 64 years



- Roby
- Population
- National Identity
- Religion
- Ethnicity
- Health
- Households
- Qualifications
- Work

Roby: Work

Top 5 Industries for Roby Residents



782 residents work in human health & social work activities




593 residents work in wholesale & retail trade



456 residents work in public sector administration



510 residents work in construction



505 residents work in education



- Roby
- Population
- National Identity
- Religion
- Ethnicity
- Health
- Households
- Qualifications
- Work


Roby: Work

1,165 (20%) of residents are economically inactive

Top 4 reasons for being economically inactive:



4.3% are retired
Joint highest in Knowsley



4.1% are long-term sick
or disabled
Lowest in Knowsley



4.8% are students



3.8% looking after family
or home

Based on those aged 16 to 64 years



- Roby
- Population
- National Identity
- Religion
- Ethnicity
- Health
- Households
- Qualifications
- Work

For more information on Knowsley please visit
Knowsley Knowledge website

