

Census 2021

Prescot South Ward Profile

For further information, please visit

www.knowsleyknowledge.org.uk

Census 2021

Prescot South Ward Profile

Contents:

1. Population Growth in Knowsley
2. Diversity In Knowsley
3. Housing in Knowsley
4. Knowsley Offer in Prescot
5. Prescot South Overview
6. Prescot South Population
7. Who Lives in Prescot South?

Census 2021

Population Growth in Knowsley

155,000
people living in Knowsley

6% increase in Knowsley's
population since 2011

Largest proportional growth
in the Liverpool City Region



Census 2021

Diversity in Knowsley

95.29%

Knowsley's
population are from
White ethnic groups

4.71%

Knowsley's population are
from Asian, Black, Mixed or
other ethnic groups

Since 2011
Increase of 4%
+5,376 people

Since 2011
Increase of 81%
+3,249 people



Census 2021

Diversity in Knowsley

This is the **1st time**
questions on Sexual
Orientation and Gender
Identity have been included
in the Census



Census 2021

Diversity in Knowsley



1.5%
of 16+ residents
identified as **Gay or
Lesbian**



0.1%
of residents
identified as
Pansexual



0.7%
of residents
identified as
Bisexual

64
residents
identified as
Trans Women



86
residents
identified as
Trans Men

In the North West, cities like Liverpool and Manchester have higher populations of residents who identify as Gay or Lesbian

Nationally, 0.1% of the 16+ population identify as being Trans Women and 0.1% of the population identify as being Trans Men



of Knowsley residents aged 16 or over identify as Straight or Heterosexual



More than the North West (90.1%) and England (89.4%) averages


Census 2021

Housing in Knowsley

The number of households in Knowsley has increased by 7.7%, to 66,073 households, an increase of 4,750 households since 2011



43% semi-detached



32% terraced



15% detached



9% flat (or tenement)

Census 2021

Housing in Knowsley

The number of households in Knowsley has increased by 7.7%, to 66,073 households, an increase of 4,750 households since 2011

3 in 5

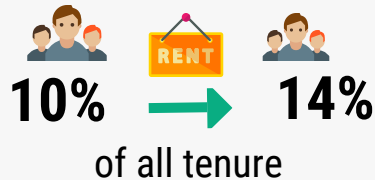


households **own** their property (60%)

Similar to the North-West (62%) and England (61%) averages

Private Rented

accommodation saw the **biggest increase** since 2011



Lower than the North West (19%) and England (21%) averages

Census 2021

Health in Knowsley

76.3% of Knowsley residents describe health as good or very good

9% of Knowsley residents describe health as bad or very bad

Knowsley has the 4th highest proportion of residents who provide **unpaid care** in England



While most adults live happy and healthy lives throughout the Borough, there is a higher proportion of adults that live longer in poor health and with chronic illness and die prematurely. Working age adults in Knowsley are more likely to experience social and economic inequalities, compared to the England average, this put adults in Knowsley at greater risk of health inequalities and poor health.



Census 2021

Qualifications in Knowsley

23.7% of adults in Knowsley have a Level 4 qualification - compared to 15.5% in 2011




Increase is greater than LCR which increased by 7% & national levels which increased by 6.6%

Knowsley and the Liverpool City Region LCR have a greater share of residents with no qualifications than average, but this gap is shrinking.

In Knowsley, 26% of adults have no formal qualifications, this is the 6th highest nationally.

Level 4+ qualifications and above: degree (BA, BSc), higher degree (MA, PhD, PGCE), NVQ level 4 to 5, HNC, HND, RSA Higher Diploma, BTEC Higher level, professional qualifications (for example, teaching, nursing, accountancy).



Residents in Prescott

During August and September 2022, Prescott residents told us that:

- Their main priorities for the next 5-years is to improve their mental and physical health
- That they experience a number of barriers to achieving their aspirations, including caring responsibilities, finances and their own health
- They are proud to live here, especially in a community that 'looks out for each other' and 'knows their neighbours well' with many multi-generational families living within the community.
- They take pride in their family homes, parks and green spaces.
- They are passionate about helping one another, in particular supporting children and families with SEND.

Prescot South: Census 2021

POPULATION



Prescot South has a population of 10,122

- The population size in Prescot South is just above the average, relative to the other wards in the Borough.
- Prescot South's population has remained stable since 2016.

DIVERSITY



92% of Prescot South residents were born in the UK

- Prescot South has the lowest proportion of residents from White ethnic groups (92%)
- Highest proportion of residents from Asian ethnic groups. One third of Knowsley's Asian/Asian British Indian and almost half of British/Filipino residents live in Prescot South.


HEALTH & DISABILITY



78.87% of residents have good or very good health

- There are high level of Prescot South residents who describe themselves as disabled or in poor health.

HOUSEHOLDS



4,240 Households in Prescot South

- Fourth lowest proportion of one-person households.
- Three in five households own their own home.

QUALIFICATIONS & WORK



Over one in four adults have at least a Level 4 qualification

- 74.2% are economically active.
- 25.8% are economically inactive.

About Prescott South

This document provides an overview of Prescott South's population, mainly using the 2021 Census.

Prescot South's population has remained stable since changes to Knowsley's Ward boundaries in 2016, but like much of Knowsley we can see changes in the population. Knowsley is becoming more diverse but Prescott South is one of the most diverse wards in Knowsley.

Key challenges in Prescott South are around poverty and health:

- Prescott South is among the 30% most deprived wards nationally on the indices of multiple deprivation from 2019.
- 26.4% of children in Prescott South experience child poverty (17.1% nationally), and 22.1% of older people experience poverty (14.2% nationally)
- Life expectancy for women is 80.7 years (83.2 nationally) and for men life expectancy is 78.2 years (79.5 nationally).

Prescot South: Census 2021

10,122 people live in the Prescot South ward


- Since Ward boundary changes in 2016, the total size of Prescot South's population has not changed significantly (estimated at 10,009 in 2016).
- The population size in Prescot South is just above the average, relative to the other wards in the Borough.
- The proportions of young people, working age people and those aged 65 and older living in Prescot South is typical of Knowsley overall.

- Prescot South
- Population
- National Identity
- Religion
- Ethnicity
- Health
- Households
- Qualifications
- Work




23.7%

of residents are aged 0
to 19 years old



59.9%

of residents are aged 20
-64 years old



16.4%

of residents are aged
65+ years old

Prescot South: Country of Birth



- Prescot South
- Population
- National Identity
- Religion
- Ethnicity
- Health
- Households
- Qualifications
- Work



92% of Prescot South's population were born in the UK.
3.5% were born elsewhere but have lived in the UK for 10 years or more.
1.7% of the population have lived in the UK for less than 2 years.

Top Countries of Birth among Prescot South residents:



England



Ireland



India



Nigeria




Philippines



Romania



Britain*



Poland

* Wales, Scotland and Northern Ireland have been grouped together

Prescot South: Religions



- Prescot South
- Population
- National Identity
- Religion
- Ethnicity
- Health
- Households
- Qualifications
- Work



65.6% of Prescot South's population identify as being Christian - slightly less than the Knowsley overall of 66%. Knowsley has the highest proportion of people who identify as Christian in England & Wales.



28.2% of Prescot South's population identify as having no religion. This group of people has increased the most since 2011 across Knowsley.



The next most followed religion in Prescot South, after Christianity, is Hinduism - 0.8% of Prescot South's population follow the Hindu religion.

4.5% of people did not provide an answer to this Census question

Prescot South: Ethnicity



Since 2011, there has been an increase of 81% in the number of Knowsley residents from Asian, Black, Mixed or other ethnic groups

In Prescot South:

- 92.0% of residents are from White ethnic groups. This is the **lowest proportion of residents from White ethnic groups** when compared to other Wards across the Borough.
- 5.3% are from Asian, Asian British or Asian Welsh Backgrounds. This is the highest proportion in the borough.
- 1.3% are from Mixed or Multiple ethnic groups
- 0.8% are from Black, Black British, Black Welsh, Caribbean or African ethnic groups
- 0.5% are from Other ethnic groups.

- [Prescot South](#)
- [Population](#)
- [National Identity](#)
- [Religion](#)
- [Ethnicity](#)
- [Health](#)
- [Households](#)
- [Qualifications](#)
- [Work](#)



Health & Disability



- Prescott South
- Population
- National Identity
- Religion
- Ethnicity
- Health
- Households
- Qualifications
- Work

78.87%

of Prescott South residents describe their health as good or very good

7.8%

of Prescott South residents describe their health as bad or very bad

20.75%

of Prescott South residents describe themselves as being disabled

1,025

Prescott South residents provide unpaid care, with 350 residents stating that they provide 50+ hours per week of unpaid care.

Health & Disability




- Prescott South
- Population
- National Identity
- Religion
- Ethnicity
- Health
- Households
- Qualifications
- Work



Life Expectancy in Prescott South

80.7 years for women (83.2 years nationally)

78.2 years for men (79.5 years nationally)



Overall, a slightly higher proportion of residents in Prescott South describe their health as being bad or very bad, compared to the national averages.

Health data shows us that there is a similar prevalence of all cancers (although lower instances of prostate cancer and higher lung cancer). Instances of both heart disease and respiratory diseases are higher than the national average.

Prescot South: Households




- Prescot South
- Population
- National Identity
- Religion
- Ethnicity
- Health
- Households
- Qualifications
- Work

4,240 households in Prescot South



28.8% are one-person households



19.4% are three-person households



32.4% are two-person households



13.4% are four-person households

5.7% are five+ person households

Prescot South: Households



4,240 households in Prescot South



63.5% are owned outright or with a mortgage



15.1% are privately rented



20.7% are social rented

- Prescot South
- Population
- National Identity
- Religion
- Ethnicity
- Health
- Households
- Qualifications
- Work

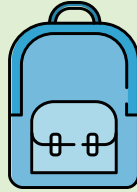
Prescot South has more homes that are social rented compared to national levels, (17%). In comparison, the proportion of homes that are owned is slightly higher national levels (61%).

The Median price of homes in Prescot South has increased 39% from £115,000 in 2011 to £160,000 in 2022. The cost of homes in Prescot South have risen more slowly than other parts of Knowsley.



Prescot South: Qualifications

- Prescot South
- Population
- National Identity
- Religion
- Ethnicity
- Health
- Households
- Qualifications
- Work



22.9% of Prescot South residents have no qualifications



10.0% have Level 1 qualifications
14.5% have Level 2 qualifications
18.3% have Level 3 qualifications



27.2% have level 4 qualifications or above

Nationally, Level 4 qualifications are the most common with 33.8% of residents. The second most common category was no qualifications with 18.2%.

Prescot South: Work



- Prescot South
- Population
- National Identity
- Religion
- Ethnicity
- Health
- Households
- Qualifications
- Work

74.2% Economically Active

of whom 5% are unemployed



25.8% Economically Inactive

Nationally, 75.4% of the population are economically active

Of whom 4.4% are unemployed

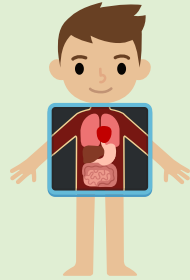
24.6% are economically inactive.



Based on those aged 16 to 64 years

Prescot South: Work


Top 5 Industries for Prescot South Residents



1190 residents work in human health & social work activities



726 residents work in wholesale & retail trade



378 residents work in manufacturing



360 residents work in construction



369 residents work in education



- Prescot South
- Population
- National Identity
- Religion
- Ethnicity
- Health
- Households
- Qualifications
- Work


Prescot South: Work

1,671 (25.8%) of residents are economically inactive

Top 4 reasons for being economically inactive:



3.0% are retired



7.9% are long-term sick or disabled



4.9% are students



5.9% looking after family or home

Based on those aged 16 to 64 years



- Prescot South
- Population
- National Identity
- Religion
- Ethnicity
- Health
- Households
- Qualifications
- Work

For more information on Knowsley please visit
Knowsley Knowledge website

