

Census 2021

Prescot North Ward Profile

For further information, please visit

www.knowsleyknowledge.org.uk

Census 2021

Prescot North Ward Profile

Contents:

1. Population Growth in Knowsley
2. Diversity In Knowsley
3. Housing in Knowsley
4. Knowsley Offer in Prescot
5. Prescot North Overview
6. Prescot North Population
7. Who Lives in Prescot North?

Census 2021

Population Growth in Knowsley

155,000
people living in Knowsley

6% increase in Knowsley's
population since 2011

Largest proportional growth
in the Liverpool City Region



Census 2021


Diversity in Knowsley

95.29%
Knowsley's
population are from
White ethnic groups

Since 2011
Increase of 4%
+5,376 people

4.71%
Knowsley's population are
from Asian, Black, Mixed or
other ethnic groups

Since 2011
Increase of 81%
+3,249 people



Census 2021

Diversity in Knowsley

This is the **1st time**
questions on Sexual
Orientation and Gender
Identity have been included
in the Census



Census 2021

Diversity in Knowsley



1.5%
of 16+ residents
identified as **Gay or
Lesbian**



0.1%
of residents
identified as
Pansexual



0.7%
of residents
identified as
Bisexual

64
residents
identified as
Trans Women



86
residents
identified as
Trans Men

In the North West, cities like Liverpool and Manchester have higher populations of residents who identify as Gay or Lesbian

Nationally, 0.1% of the 16+ population identify as being Trans Women and 0.1% of the population identify as being Trans Men



of Knowsley residents aged 16 or over identify as Straight or Heterosexual



More than the North West (90.1%) and England (89.4%) averages


Census 2021

Housing in Knowsley

The number of households in Knowsley has increased by 7.7%, to 66,073 households, an increase of 4,750 households since 2011



43% semi-detached



32% terraced



15% detached



9% flat (or tenement)

Census 2021

Housing in Knowsley

The number of households in Knowsley has increased by 7.7%, to 66,073 households, an increase of 4,750 households since 2011

3 in 5

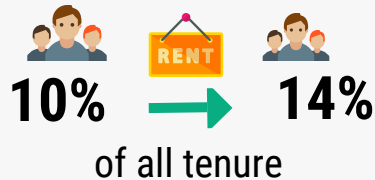


households **own** their property (60%)

Similar to the North-West (62%) and England (61%) averages

Private Rented

accommodation saw the **biggest increase** since 2011



Lower than the North West (19%) and England (21%) averages

Census 2021

Health in Knowsley

76.3% of Knowsley residents describe health as good or very good

9% of Knowsley residents describe health as bad or very bad



Knowsley has the 4th highest proportion of residents who provide **unpaid care** in England

While most adults live happy and healthy lives throughout the Borough, there is a higher proportion of adults that live longer in poor health and with chronic illness and die prematurely. Working age adults in Knowsley are more likely to experience social and economic inequalities compared to the England average, this put adults in Knowsley at greater risk of health inequalities and poor health.



Census 2021

Qualifications in Knowsley

23.7% of adults in Knowsley have a Level 4 qualification - compared to 15.5% in 2011



Increase is greater than LCR which increased by 7% & national levels which increased by 6.6%

Knowsley and the Liverpool City Region LCR have a greater share of residents with no qualifications than average, but this gap is shrinking.

In Knowsley, 26% of adults have no formal qualifications, this is the 6th highest nationally.

Level 4+ qualifications and above: degree (BA, BSc), higher degree (MA, PhD, PGCE), NVQ level 4 to 5, HNC, HND, RSA Higher Diploma, BTEC Higher level, professional qualifications (for example, teaching, nursing, accountancy)



Residents in Prescot North

During August and September 2022, Prescot North residents told us that:

- Their main priorities for the next 5-years is to improve their mental and physical health
- That they experience a number of barriers to achieving their aspirations, including caring responsibilities, finances and their own health
- They are proud to live here, especially in a community that 'looks out for each other' and 'knows their neighbours well' with many multi-generational families living within the community.
- They take pride in their family homes, parks and green spaces.
- They are passionate about helping one another, in particular supporting children and families with SEND.

Prescot North: Census 2021

POPULATION



Prescot North has a population of 10,586

- It is a relatively average sized Ward, in terms of population.
- Population size has grown by 11.9% since 2016. This is one of the fastest rates of growth in the borough.

DIVERSITY



94.4% of Prescot North residents were born in the UK

- High proportion of Christians living in Prescot North.
- Prescot North has the second highest proportion of Asian residents, after Prescot South.


HEALTH & DISABILITY



78.58% of residents have good or very good health

- A higher proportion of Prescot North residents describe themselves as disabled or in poor health, than nationally.

HOUSEHOLDS



4,892 Households in Prescot North

- Highest proportion of adults living alone. 36.9% of households are one-person households.
- 1 in 5 households are privately rented - the highest proportion in the borough (21.4%).

QUALIFICATIONS & WORK



Almost 1 in 3 adults have a Level 4 qualification or above

- It has the third highest proportion of economically active residents (77.8%).
- 22.8% are economically inactive.

About Prescott North

This document provides an overview of Prescott North's population mainly using the 2021 Census.

Prescot North's population has grown significantly since changes to Knowsley's Ward boundaries in 2016. The population has increased by 11.9% in Prescott North, almost triple the percentage growth in borough-wide in the same period. With this, like much of Knowsley, has come changes in the population with more diversity and more families living in Prescott North.

Key challenges in Prescott North are town centre regeneration and improving health outcomes:

- Prescott North is one of the least deprived Wards in Knowsley, but does rank among the 30% most deprived wards nationally on the indices of multiple deprivation from 2019.
- 16.8% of children in Prescott North experience child poverty (17.1% nationally), and 23.5% of older people experience poverty (14.2% nationally).
- Life expectancy for women is 80.2 years (83.2 nationally) and for men life expectancy is 75.9 years (79.5 nationally).

Prescot North: Census 2021

10,586 people live in the Prescot North ward


- Since Ward boundary changes in 2016, the total size of Prescot North's population has grown significantly by over 1,000 (estimated at 9,462 in 2016).
- Prescot North is the sixth largest Ward by population out of 15 Wards, after Northwood, Page Moss, Shevington, Cherryfield and Stockbridge.
- Prescot North has the second lowest proportion of residents aged 0 to 19 years in Knowsley and the highest proportion of residents aged 20 to 64 years .

- [Prescot North](#)
- [Population](#)
- [National Identity](#)
- [Religion](#)
- [Ethnicity](#)
- [Health](#)
- [Households](#)
- [Qualifications](#)
- [Work](#)



20.5%

of residents are aged 0
to 19 years old



61.5%

of residents are aged 20
-64 years old



18.1%

of residents are aged
65+ years old

Prescot North: Country of Birth



- Prescot North
- Population
- National Identity
- Religion
- Ethnicity
- Health
- Households
- Qualifications
- Work




- 94.4% of Prescot North's population were born in the UK.
- 2.5% were born elsewhere but have lived in the UK for 10 years or more.
- 1.1% of the population have lived in the UK for less than 2 years.

Top Countries of Birth among Prescot North residents:



England



Poland



India



Brazil



Britain*



South Africa



Ireland



Germany

* Wales, Scotland and Northern Ireland have been grouped together

Prescot North: Religions




- Prescot North
- Population
- National Identity
- Religion
- Ethnicity
- Health
- Households
- Qualifications
- Work



65.2% of Prescot North's population identify as being Christian - slightly less than the Knowsley overall at 66%. Knowsley has the highest proportion of people who identify as Christian in England & Wales.



27.8% of Prescot North's population identify as having no religion. This group of people has increased the most since 2011 across Knowsley.



Like Prescot South, Hinduism is the second most followed religion in Prescot North. 0.7% of residents identify as being Hindu.

5.3% of people did not provide an answer to this Census question

Prescot North: Ethnicity



Since 2011, there has been an increase of 81% in the number of Knowsley residents from Asian, Black, Mixed or other ethnic groups

In Prescot North:

- 95.0% of residents are from White ethnic groups
- 2.3% are from Asian, Asian British or Asian Welsh Backgrounds
- 1.5% are from Mixed or Multiple ethnic groups
- 0.9% are from Black, Black British, Black Welsh, Caribbean or African ethnic groups
- 0.4% are from Other ethnic groups.

- Prescot North
- Population
- National Identity
- Religion
- Ethnicity
- Health
- Households
- Qualifications
- Work



Health & Disability



- Prescott North
- Population
- National Identity
- Religion
- Ethnicity
- Health
- Households
- Qualifications
- Work

78.58%

of Prescott North residents describe their health as good or very good

7.83%

of Prescott North residents describe their health as bad or very bad

21.61%

of Prescott North residents describe themselves as being disabled


1,067

Prescot North residents provide unpaid care, with 346 residents stating that they provide 50+ hours per week of unpaid care.

Health & Disability




- Prescott North
- Population
- National Identity
- Religion
- Ethnicity
- Health
- Households
- Qualifications
- Work



Life Expectancy in Prescott North

80.2 years for women (83.2 years nationally)

75.9 years for men (79.5 years nationally)



Overall, a slightly higher proportion of residents in Prescott North describe their health as being bad or very bad, compared to the national averages.

Health data shows us that there is a similar prevalence of all cancers (although higher for lung cancer). Instance of both heart disease and respiratory diseases are higher than national averages.


Prescot North: Households



4,892 households in Prescot North



36.9% are one-person households



15.6% are three-person households



32.4% are two-person households




10.7% are four-person households

4.5% are five+ person households

- Prescot North
- Population
- National Identity
- Religion
- Ethnicity
- Health
- Households
- Qualifications
- Work

Prescot North: Households



4,892 households in Prescot North



59.5% are owned outright or with a mortgage



21.4% are privately rented



18.3% are social rented

- Prescot North
- Population
- National Identity
- Religion
- Ethnicity
- Health
- Households
- Qualifications
- Work

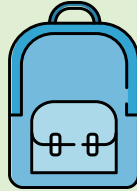
The division of housing tenure in Prescot North fares similarly to national averages. For example, in England, 61% of people own their home, whilst 21% privately rent and 17% live in social rented accommodation.

The Median price of homes in Prescot North has increased from £130,000 in 2011 to £192,995 in 2021. This is a 48.5% increase, however the cost of homes in Prescot North have risen at a slower rate than many other parts of Knowsley.



Prescot North: Qualifications

- Prescot North
- Population
- National Identity
- Religion
- Ethnicity
- Health
- Households
- Qualifications
- Work



21.4% of Prescot North residents have no qualifications



9.5% have Level 1 qualifications

13.8% have Level 2 qualifications

18.7% have Level 3 qualifications



29.0% have level 4 qualifications or above

Nationally, Level 4 qualifications are the most common with 33.8% of residents. The second most common category was no qualifications with 18.2%.

Prescot North: Work

77.8% Economically Active

of whom 3.9% are unemployed



22.2% Economically Inactive

Nationally, 75.4% of the population are economically active

Of whom 4.4% are unemployed

24.6% are economically inactive



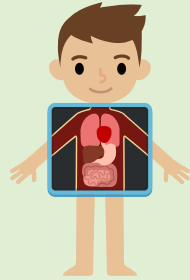
Based on those aged 16 to 64 years



- Prescot North
- Population
- National Identity
- Religion
- Ethnicity
- Health
- Households
- Qualifications
- Work

Prescot North: Work


Top 5 Industries for Prescot North Residents



985 residents work in human health & social work activities



839 residents work in wholesale & retail trade



383 residents work in public sector administration



503 residents work in construction



419 residents work in transport & storage



- Prescot North
- Population
- National Identity
- Religion
- Ethnicity
- Health
- Households
- Qualifications
- Work


Prescot North: Work

1,529 (22.2%) of residents are economically inactive

Top 4 reasons for being economically inactive:



2.9% are retired



7.3% are long-term sick or disabled



4.2% are students



4.5% looking after family or home

Based on those aged 16 to 64 years



- Prescot North
- Population
- National Identity
- Religion
- Ethnicity
- Health
- Households
- Qualifications
- Work

For more information on Knowsley please visit
Knowsley Knowledge website

