

Census 2021

Halewood North Ward Profile

For further information, please visit

www.knowsleyknowledge.org.uk

Census 2021

Halewood North Ward Profile

Contents:

1. Population Growth in Knowsley
2. Diversity In Knowsley
3. Housing in Knowsley
4. Knowsley Offer in Halewood
5. Halewood North Overview
6. Halewood North Population
7. Who Lives in Halewood North?

Census 2021

Population Growth in Knowsley

155,000
people living in Knowsley

6% increase in Knowsley's
population since 2011

Largest proportional growth
in the Liverpool City Region



Census 2021

Diversity in Knowsley

95.29%


Knowsley's
population are from
White ethnic groups

4.71%

Knowsley's population are
from Asian, Black, Mixed or
other ethnic groups

Since 2011
Increase of 4%
+5,376 people

Since 2011
Increase of 81%
+3,249 people



Census 2021

Diversity in Knowsley

This is the **1st time**
questions on Sexual
Orientation and Gender
Identity have been included
in the Census



Census 2021

Diversity in Knowsley



1.5%
of 16+ residents
identified as **Gay or
Lesbian**



0.1%
of residents
identified as
Pansexual



0.7%
of residents
identified as
Bisexual

64
residents
identified as
Trans Women



86
residents
identified as
Trans Men

In the North West, cities like Liverpool and Manchester have higher populations of residents who identify as Gay or Lesbian

Nationally, 0.1% of the 16+ population identify as being Trans Women and 0.1% of the population identify as being Trans Men



of Knowsley residents aged 16 or over identify as Straight or Heterosexual



More than the North West (90.1%) and England (89.4%) averages


Census 2021

Housing in Knowsley

The number of households in Knowsley has increased by 7.7%, to 66,073 households, an increase of 4,750 households since 2011



43% semi-detached



32% terraced



15% detached



9% flat (or tenement)

Census 2021

Housing in Knowsley

The number of households in Knowsley has increased by 7.7%, to 66,073 households, an increase of 4,750 households since 2011

3 in 5

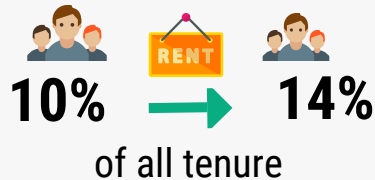


households **own** their property (60%)

Similar to the North-West (62%) and England (61%) averages

Private Rented

accommodation saw the **biggest increase** since 2011



Lower than the North West (19%) and England (21%) averages

Census 2021

Health in Knowsley

76.3% of Knowsley residents describe health as good or very good

9% of Knowsley residents describe health as bad or very bad

Knowsley has the 4th highest proportion of residents who provide **unpaid care** in England




While most adults live happy and healthy lives throughout the Borough, there is a higher proportion of adults that live longer in poor health and with chronic illness and die prematurely. Working age adults in Knowsley are more likely to experience social and economic inequalities than the England average, this puts adults in Knowsley at greater risk of health inequalities and poor health.



Census 2021

Qualifications in Knowsley

23.7% of adults in Knowsley have a Level 4 qualification - compared to 15.5% in 2011




Increase is greater than LCR which increased by 7% & national levels which increased by 6.6%

Knowsley and the Liverpool City Region LCR have a greater share of residents with no qualifications than average, but this gap is shrinking.

In Knowsley, 26% of adults have no formal qualifications, this is the 6th highest nationally.

Level 4+ qualifications and above: degree (BA, BSc), higher degree (MA, PhD, PGCE), NVQ level 4 to 5, HNC, HND, RSA Higher Diploma, BTEC Higher level, professional qualifications (for example, teaching, nursing, accountancy)



Residents in Halewood

During August and September 2022, Halewood residents told us that:

- Their main priorities for the next 5-years is to improve their mental and physical health.
- That they experience a number of barriers to achieving their aspirations, including caring responsibilities, finances and their own health. In Halewood, transport to other places was also mentioned as an issue.
- They are proud to live in Halewood, especially in a community that 'looks out for each other' and 'knows their neighbours well' with many multi-generational families living within the community.
- They are passionate about helping one another, in particular supporting children and families with SEND.

Halewood North: Census 2021

POPULATION



Halewood North has a population of 10,773

- Median size population for Knowsley.
- Population size has increased by 6.3% since 2016,
- Highest proportion of residents aged 50-64 years, 24.3%.

DIVERSITY



95.6% of Halewood North residents were born in the UK

- Residents were born in 77 countries.
- 94.5% of residents are from White ethnic groups.


HEALTH & DISABILITY



81.2% of residents have good or very good health

- A higher proportion of residents than national report having good or very good health.
- Almost 1 in 5 residents described themselves as being disabled.
- Female life expectancy one of the highest in Knowsley.

HOUSEHOLDS



4,408 Households in Halewood North

- The majority of residents live in households with less than three people (62.4%).
- 70.5% of houses are owned outright or with a mortgage.

QUALIFICATIONS & WORK



More than one in four adults have a Level 4 qualification

- 77% are economically active.
- Joint highest proportion of retired residents under 65 years.
- 23% are economically inactive.

About Halewood North

This document provides an overview of Halewood North's population mainly using the 2021 Census.

Halewood North's population has increased slightly since changes to Knowsley's Ward boundaries in 2016 and like much of Knowsley, we can see changes in the population with more diversity. Halewood North has an older age structure compared to many wards in Knowsley with few children.

A key priority for services in Halewood North is supporting residents to 'age well' and maintain their independence.

- On average Halewood North is ranked in the 40% most deprived wards nationally based on the indices of multiple deprivation from 2019.
- 17.8% of children in Halewood North experience child poverty (17.1% nationally), and 23.1% of older people experience poverty (14.2% nationally)
- Life expectancy for women is 82.1 years (83.2 nationally) and for men life expectancy is 77.4 years (79.5 nationally).

Halewood North: Census 2021



- Halewood North
- Population
- National Identity
- Religion
- Ethnicity
- Health
- Households
- Qualifications
- Work


10,351 people live in the Halewood North ward

- Since Ward boundary changes in 2016, the total size of Halewood North's population has increased by approximately 6.3% (previously estimated at 9,741 in 2016).
- The current population size of Halewood North is average for Knowsley.
- The proportion of younger people, particularly children is lower than the Knowsley average and the proportions of older people is higher.



20.7%

of residents are aged 0
to 19 years old



61.4%

of residents are aged 20
-64 years old



18.0%

of residents are aged
65+ years old

Halewood North: Country of Birth



- Halewood North
- Population
- National Identity
- Religion
- Ethnicity
- Health
- Households
- Qualifications
- Work




95.6% of Halewood North's population were born in the UK.
2.8% were born elsewhere but have lived in the UK for 10 years or more.
0.4% of the population have lived in the UK for less than 2-years
Residents were born in 77 countries.

Top Countries of Birth among Halewood North residents:



England



Poland



Britain*



Lithuania



Ireland



Romania



India



Hong Kong

* Wales, Scotland and Northern Ireland have been grouped together

Halewood North: Religions



- [Halewood North](#)
- [Population](#)
- [National Identity](#)
- [Religion](#)
- [Ethnicity](#)
- [Health](#)
- [Households](#)
- [Qualifications](#)
- [Work](#)



66.5% of Halewood North's population identify as being Christian - similar to Knowsley overall (66%). Knowsley has the highest proportion of people who identify as Christian in England & Wales.



26.8% of Halewood North's population identify as having no religion. This group of people has increased the most since 2011 across Knowsley.



The most followed religion in Halewood North after Christianity is Islam. 0.5% of Halewood North's population identify as being Muslim (54 residents).

5.3% of people did not provide an answer to this Census question.

Halewood North: Ethnicity




Since 2011, there has been an increase of 81% in the number of Knowsley residents from Asian, Black, Mixed or other ethnic groups

In Halewood North:

- 94.5% of residents are from White ethnic groups
- 2.0% are from Asian, Asian British or Asian Welsh Backgrounds
- 2.5% are from Mixed or Multiple ethnic groups
- 0.7% are from Black, Black British, Black Welsh, Caribbean or African ethnic groups
- 0.3% are from Other ethnic groups.

- Halewood North
- Population
- National Identity
- Religion
- Ethnicity
- Health
- Households
- Qualifications
- Work



Health & Disability



- Halewood North
- Population
- National Identity
- Religion
- Ethnicity
- Health
- Households
- Qualifications
- Work

81.21%

of Halewood North residents describe their health as good or very good. This is slightly higher than the national average

6.61%

of Halewood North residents describe their health as bad or very bad.

19.07%

of Halewood North residents describe themselves as being disabled.


1,058

of Halewood North residents provide unpaid care, with 314 residents stating that they provide 50+ hours per week of unpaid care.

Health & Disability




- Halewood North
- Population
- National Identity
- Religion
- Ethnicity
- Health
- Households
- Qualifications
- Work



Life Expectancy in Halewood North

82.1 years for women (83.2 years nationally)

77.4 years for men (79.5 years nationally)



Overall, a slightly higher proportion of residents in Halewood North describe their health as being bad or very bad, compared to the national averages.

Health data shows us that there is a similar prevalence of all cancers to national figures, however, there are fewer instances of prostate cancer. Instances of both heart disease and respiratory diseases have higher prevalence's than nationally.

Halewood North: Households



4,408 households in Halewood North



31.2% are one-person households



18.8% are three-person households



31.2% are two-person households



13.5% are four-person households

5.3% are five+ person households


- Halewood North
- Population
- National Identity
- Religion
- Ethnicity
- Health
- Households
- Qualifications
- Work

Halewood North: Households

4,408 households in Halewood North



70.5% are owned outright or with a mortgage



11.8% are privately rented



16.3% are social rented

Halewood North has more homes that are owned than national levels (62.5%) and less homes that are social rented compared to national levels (17%). Private rented accommodation is much less popular than nationally, with 21% of households being privately rented in England.

The Median price of homes in Halewood North has increased from £118,998 in 2011 to £191,000 in 2021. This is a 60.5% increase, one of the faster rates of growth in the borough.

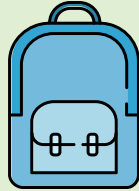


- Cherryfield
- Population
- National Identity
- Religion
- Ethnicity
- Health
- Households
- Qualifications
- Work



Halewood North: Qualifications

- Halewood North
- Population
- National Identity
- Religion
- Ethnicity
- Health
- Households
- Qualifications
- Work



19.7% of Halewood North residents have no qualifications



10.0% have Level 1 qualifications

15.2% have Level 2 qualifications

18.5% have Level 3 qualifications



28.9% have level 4 qualifications or above

Nationally, Level 4 qualifications are the most common with 33.8% of residents. The second most common category was no qualifications with 18.2%.

Halewood North: Work



77% Economically Active
of whom 3.5% are unemployed



23% Economically Inactive



- Halewood North
- Population
- National Identity
- Religion
- Ethnicity
- Health
- Households
- Qualifications
- Work

Nationally, 75.4% of the population are economically active

of whom 4.4% are unemployed

24.6% are economically inactive

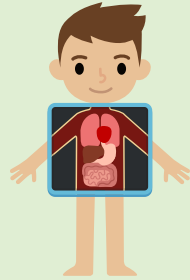
Based on those aged 16 to 64 years

Halewood North: Work



- Halewood North
- Population
- National Identity
- Religion
- Ethnicity
- Health
- Households
- Qualifications
- Work

Top 5 Industries for Halewood North Residents




793 residents work in human health & social work activities



449 residents work in construction



807 residents work in wholesale & retail trade



456 residents work in manufacturing



557 residents work in education


Halewood North: Work

1,559 (23%) of residents are economically inactive

Top 4 reasons for being economically inactive:



4.3% are retired
Joint highest in Knowsley



6.1% are long-term sick
or disabled



5.3% are students



3.8% looking after family
or home

Based on those aged 16 to 64 years



- Halewood North
- Population
- National Identity
- Religion
- Ethnicity
- Health
- Households
- Qualifications
- Work

For more information on Knowsley please visit
Knowsley Knowledge website

